

## Child Welfare

In 2019, DCFS received **52,862** reports of child abuse or neglect to its statewide, toll-free, 24/7 hotline **1-855-4LA-KIDS (1-855-452-5437)**.

**3,494**

families served  
in their homes  
in 2019

**7,016**

children served  
in Foster Care  
in 2019

**159**

youth\* served in  
Extended Foster  
Care in 2019  
(ages 18-21)

**827**

newly certified  
foster homes  
in 2019

**2,187** children  
reunified with  
families in 2019

**893** children  
adopted in  
FFY 2019

## Family Support

### Child Support Enforcement

There were **269,862** cases monthly on average, and **\$437.9 million** was collected for FFY 2019.

### SNAP Employment & Training

**11** partners were reimbursed **\$2.3 million** in federal funds for employment & training services statewide in FFY 2019.

### Disability Determination Services

DDS adjudicated claims for **78,808** workers and **8,217** children in Louisiana in FFY 2019.

### Kinship Care Subsidy Program

In FFY 2019, an average **3,485** children received **\$771,368** in KCSP benefits monthly.

### Supplemental Nutrition Assistance Program

In FFY 2019, an average **816,237** residents received about **\$101.7 million** in SNAP benefits monthly.

### Family Independence Temporary Assistance Program

In FFY 2019, an average **7,936** residents received **\$660,237** in FITAP benefits monthly.

## Disaster Response & Recovery

In 2019, DCFS trained **1,844** staff for Emergency Support Function 6 (ESF-6) work, responded to **8** emergency events, and logged over **18,870** hours in disaster response. Recovery Support Function 3 (RSF-3) developed the LA Health & Human Services Recovery Plan.

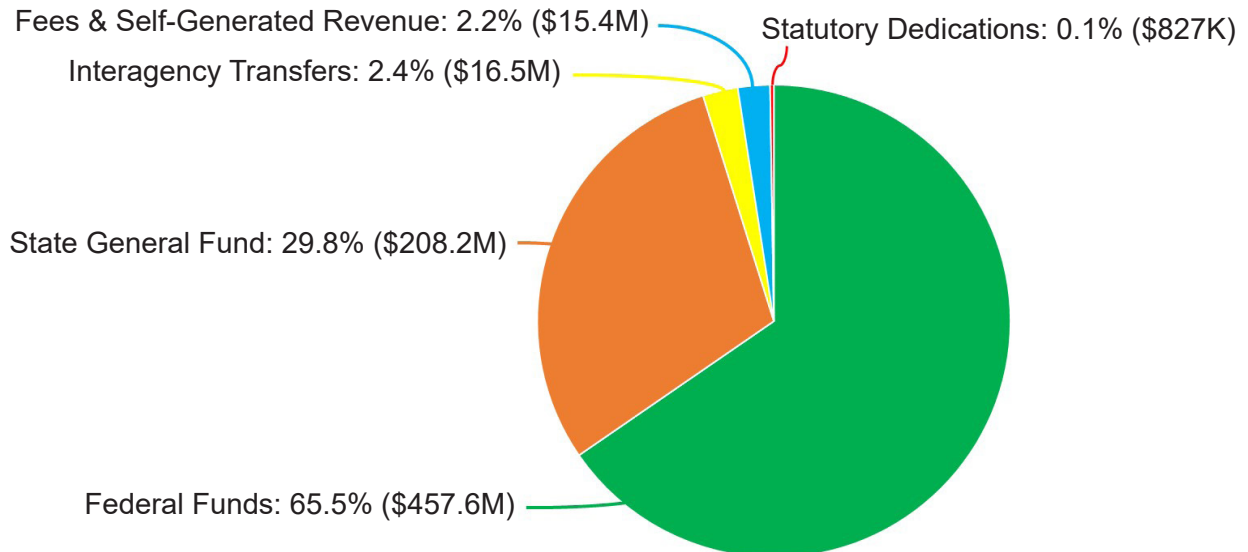
## DCFS Economic Impact

DCFS employs about **3,500** full-time staff around the state. In FFY 2019, **4,310** retailers accepted SNAP benefits which put more than **\$2.18 billion** into Louisiana's economy.

# Statewide Data

<b>Child Welfare</b>	
Total Reports of Abuse & Neglect in CY 2019	52,862
Total Child Protection Investigations in CY 2019	20,015
Total Families Served in their homes in CY 2019	3,494
Children Served in Foster Care each month, on average, in CY 2019	4,291
Total Children Served in Foster Care in CY 2019	7,016
Total Youth, ages 18-21, Served in Extended Foster Care in CY 2019	159
Total Foster Children Reunified with Family in CY 2019	2,187
Total Foster Children Adopted in FFY 2019	893
Total Newly Certified Foster Homes in CY 2019	827
<b>Family Support</b>	
<b>Child Support Enforcement (CSE)</b>	
CSE Total Cases - FFY 2019 Monthly Average	269,862
CSE Collections - FFY 2019	\$437,995,084
<b>Family Independence Temporary Assistance Program (FITAP)</b>	
Number of FITAP Recipients each month, on average, in FFY 2019	7,936
FITAP Benefits Issued each month, on average, in FFY 2019	\$660,237
<b>Kinship Care Subsidy Program (KCSP)</b>	
Number of KCSP Recipients (Children) each month, on average, in FFY 2019	3,485
KCSP Benefits Issued each month, on average, in FFY 2019	\$771,368
<b>Supplemental Nutrition Assistance Program (SNAP)</b>	
Number of SNAP Recipients each month, on average, in FFY 2019	816,237
SNAP Benefits Issued FFY 2019	\$1,220,377,999
SNAP Applications Processed FFY 2019	407,999
Population percentage receiving SNAP in FFY 2019	18.3%
SNAP Economic Impact FFY 2019	\$2,184,476,618
Number of SNAP Retailers as of January 1, 2020	4,310
<b>Disability Determination Services (DDS)</b>	
Disability Claims Adjudicated for Workers in FFY 2019	78,808
Disability Claims Adjudicated for Children in FFY 2019	8,217
Calendar Year (CY) Jan. 1 - Dec. 31   Federal Fiscal Year (FFY) Oct. 1 - Sept. 30   State Fiscal Year (SFY) July 1 - June 30	

## SFY 2019-20 Existing Operating Budget

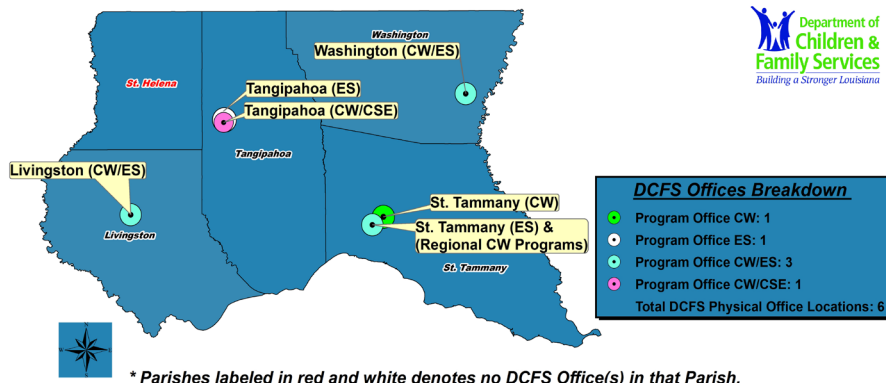


(2/12/2020)

# Covington Regional Data

Livingston, St. Helena, St. Tammany, Tangipahoa, and Washington Parishes

<b>Child Welfare</b>	
Total Reports of Abuse & Neglect in CY 2019	7,388
Total Child Protection Investigations in CY 2019	2,778
Total Families Served in their homes in CY 2019	617
Children Served in Foster Care each month, on average, in CY 2019	878
Total Children Served in Foster Care in CY 2019	1,410
Total Youth, ages 18-21, Served in Extended Foster Care in CY 2019	29
Total Foster Children Reunified with Family in CY 2019	409
Total Foster Children Adopted in CY 2019	204
Total Newly Certified Foster Homes in CY 2019	169
<b>Family Support</b>	
<b>Child Support Enforcement (CSE)</b>	
CSE Total Cases - FFY 2019 Monthly Average	20,863
CSE Collections - FFY 2019	\$40,677,059
<b>Family Independence Temporary Assistance Program (FITAP)</b>	
Number of FITAP Recipients in December 2019	681
FITAP Benefits Issued in December 2019	\$56,679
<b>Kinship Care Subsidy Program (KCSP)</b>	
Number of KCSP Recipients (Children) in December 2019	430
KCSP Benefits Issued in December 2019	\$95,244
<b>Supplemental Nutrition Assistance Program (SNAP)</b>	
Number of SNAP Recipients in December 2019	80,712
SNAP Benefits Issued FFY 2019	\$121,399,597
SNAP Benefits Issued in December 2019	\$10,174,011
Population percentage receiving SNAP in December 2019	14.8%
SNAP Economic Impact FFY 2019	\$217,305,279
Number of SNAP Retailers as of January 1, 2020	505

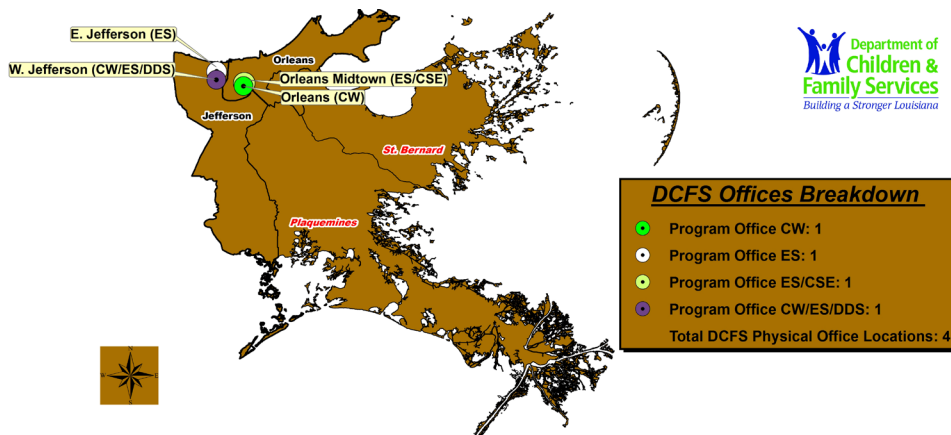


338 Full-Time jobs in Covington Region

# Orleans Regional Data

Jefferson, Orleans, Plaquemines and St. Bernard Parishes

<b>Child Welfare</b>	
Total Reports of Abuse & Neglect in CY 2019	11,132
Total Child Protection Investigations in CY 2019	3,744
Total Families Served in their homes in CY 2019	371
Children Served in Foster Care each month, on average, in CY 2019	265
Total Children Served in Foster Care in CY 2019	513
Total Youth, ages 18-21, Served in Extended Foster Care in CY 2019	19
Total Foster Children Reunified with Family in CY 2019	236
Total Foster Children Adopted in CY 2019	39
Total Newly Certified Foster Homes in CY 2019	57
<b>Family Support</b>	
<b>Child Support Enforcement (CSE)</b>	
CSE Total Cases - FFY 2019 Monthly Average	42,085
CSE Collections - FFY 2019	\$69,634,440
<b>Family Independence Temporary Assistance Program (FITAP)</b>	
Number of FITAP Recipients in December 2019	1,182
FITAP Benefits Issued in December 2019	\$100,395
<b>Kinship Care Subsidy Program (KCSP)</b>	
Number of KCSP Recipients (Children) in December 2019	473
KCSP Benefits Issued in December 2019	\$104,127
<b>Supplemental Nutrition Assistance Program (SNAP)</b>	
Number of SNAP Recipients in December 2019	148,789
SNAP Benefits Issued FFY 2019	\$215,660,338
SNAP Benefits Issued in December 2019	\$19,084,073
Population percentage receiving SNAP in December 2019	17.4%
SNAP Economic Impact FFY 2019	\$386,032,005
Number of SNAP Retailers as of January 1, 2020	754



\* Parishes labeled in red and white denotes no DCFS Office(s) in that Parish.

**421 Full-Time jobs in Orleans Region**