

## Child Welfare

In 2018, DCFS answered **52,867** calls of child abuse or neglect to its statewide, toll-free, 24/7 hotline **1-855-4LA-KIDS**.

**3,775**

families served  
in family services  
in 2018


**7,483**

children served  
in foster care  
in 2018

**930**

foster homes  
newly certified  
in 2018

**2,282** children  
reunified with families  
**921** children adopted  
**151** youth aged out  
of the system in 2018



## Child Support Enforcement



In FFY 2018, there were  
**276,437** monthly child  
support cases, on average, and  
more than **\$431.2 million**  
was collected for the year.

## Disability Determinations

In FFY 2018, Disability  
Determination Services (DDS)  
adjudicated disability claims for  
**70,753** workers and  
**10,358** children in Louisiana.



## Economic Stability

### Family Independence Temporary Assistance Program

In FFY 2018, an average  
**10,070** residents  
received **\$824,337** in  
FITAP benefits monthly.

### Supplemental Nutrition Assistance Program

In FFY 2018, an average  
**866,790** residents  
received about  
**\$108.4 million** in  
SNAP benefits monthly.

### Kinship Care Subsidy Program

In FFY 2018, an average  
**3,612** children  
received **\$798,768** in  
KCSP benefits monthly.

## Disaster Response & Recovery

In CY 2018, DCFS trained **1,778** staff for Emergency Support Function 6 (ESF-6) work, responded to **10** emergency events, and logged over **670** hours in disaster response. Recovery Support Function 3 (RSF-3) continued to work with the **5** parishes most impacted by the 2016 floods in Health and Social Service recovery.

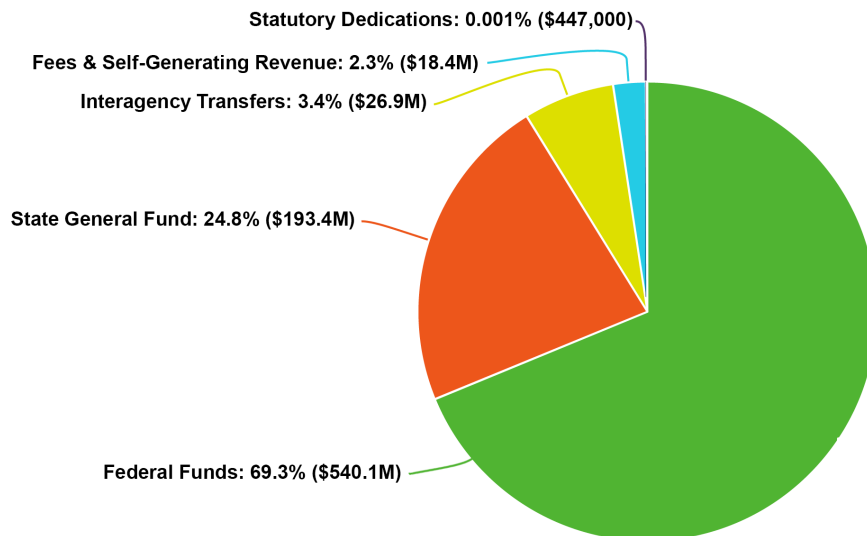
## DCFS Economic Impact

DCFS employs about **3,500** full-time staff around the state. In FFY 2018, **4,524** retailers accepted SNAP benefits which put more than **\$2.32 billion** into Louisiana's economy.

# Statewide Data

<b>Child Welfare</b>	
Total Reports of Abuse & Neglect in CY 2018	52,867
Total Child Protection Investigations in CY 2018	20,859
Total Family Services Cases in CY 2018	3,775
Children Served in Foster Care each month, on average, in CY 2018	4,731
Total Children Served in Foster Care in CY 2018	7,483
Total Foster Children Reunified with Family in CY 2018	2,282
Total Foster Children Adopted in CY 2018	921
Total Youth who Aged Out of Care in CY 2018	151
Total Foster Homes Newly Certified in CY 2018	930
<b>Family Support</b>	
<b>Child Support Enforcement (CSE)</b>	
CSE Total Cases - FFY 2018 Monthly Average	276,437
CSE Collections - FFY 2018	\$431,264,311
<b>Family Independence Temporary Assistance Program (FITAP)</b>	
Number of FITAP Recipients each month, on average, in FFY 2018	10,070
FITAP Benefits Issued each month, on average, in FFY 2018	\$824,337
<b>Kinship Care Subsidy Program (KCSP)</b>	
Number of KCSP Recipients (Children) each month, on average, in FFY 2018	3,612
KCSP Benefits Issued each month, on average, in FFY 2018	\$798,768
<b>Supplemental Nutrition Assistance Program (SNAP)</b>	
Number of SNAP Recipients each month, on average, in FFY 2018	866,790
SNAP Benefits Issued FFY 2018	\$1,300,892,167
SNAP Applications Processed FFY 2018	413,916
Population percentage receiving SNAP in FFY 2018	19.4%
SNAP Economic Impact FFY 2018	\$2,328,596,979
Number of SNAP Retailers as of February 5, 2019	4,524
<b>Disability Determination Services (DDS)</b>	
Disability Claims Adjudicated for Workers in FFY 2018	70,753
Disability Claims Adjudicated for Children in FFY 2018	10,358
Calendar Year (CY) Jan. 1 - Dec. 31   Federal Fiscal Year (FFY) Oct. 1 - Sept. 30   State Fiscal Year (SFY) July 1 - June 30	

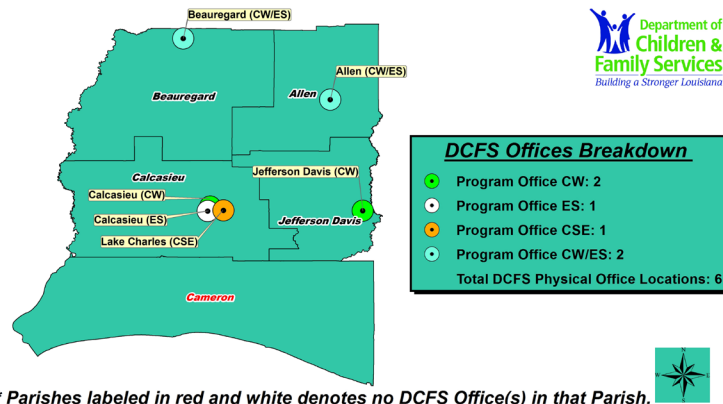
## SFY 2018-19 Existing Operating Budget



# Lake Charles Regional Data

Allen, Beauregard, Calcasieu, Cameron, and Jefferson Davis Parishes

<b>Child Welfare</b>	
Total Reports of Abuse & Neglect in CY 2018	4,344
Total Child Protection Investigations in CY 2018	1,765
Total Family Services Cases in CY 2018	316
Children Served in Foster Care each month, on average, in CY 2018	468
Total Children Served in Foster Care in CY 2018	716
Total Foster Children Reunified with Family in CY 2018	165
Total Foster Children Adopted in CY 2018	126
Total Youth who Aged Out of Care in CY 2018	18
Total Foster Homes Newly Certified in CY 2018	66
<b>Family Support</b>	
<b>Child Support Enforcement (CSE)</b>	
CSE Total Cases - FFY 2018 Monthly Average	12,638
CSE Collections - FFY 2018	\$24,270,887
<b>Family Independence Temporary Assistance Program (FITAP)</b>	
Number of FITAP Recipients in December 2018	359
FITAP Benefits Issued in December 2018	\$28,630
<b>Kinship Care Subsidy Program (KCSP)</b>	
Number of KCSP Recipients (Children) in December 2018	234
KCSP Benefits Issued in December 2018	\$51,948
<b>Supplemental Nutrition Assistance Program (SNAP)</b>	
Number of SNAP Recipients in December 2018	45,292
SNAP Benefits Issued FFY 2018	\$72,288,973
SNAP Benefits Issued in December 2018	\$5,823,082
Population percentage receiving SNAP in December 2018	15.9%
SNAP Economic Impact FFY 2018	\$129,397,262
Number of SNAP Retailers as of February 5, 2019	315



**192 Full-Time jobs in Lake Charles Region**